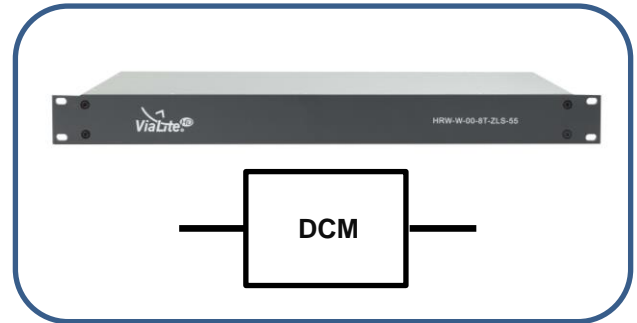


ViaLiteHD – Dispersion Compensation Module

Dispersion Compensation Module (DCM)

- 1U Rack chassis
- Standard lengths and customer specific
- Compatible with any RF frequency
- SC/APC as standard
- Standard 5-year warranty



A DCM/Dispersion Compensation Fiber (DCF) provides fixed chromatic dispersion compensation for diverse and disaster recovery DWDM networks.

ViaLiteHD DCMs are purely passive modules based on the ITU G.652 standard to provide negative dispersion for DWDM transmission systems, increasing transmission range and decreasing BER of optical links. It can be used to address dispersion on standard single mode optical fiber (SMF) across the entire C-Band and L-Band range.

The DCMs are available as part of **ViaLite's** Ka-Band diversity antenna system. Each DCM can be supplied in 5 km increments, supporting medium to long distance fiber optic systems ranging from 30 km to 600 km.

Advantages

- Low Insertion loss
- 19" rack mountable
- Passive device
- Low polarization mode dispersion
- Excellent performance price ratio
- Signal performance improvements

Formats

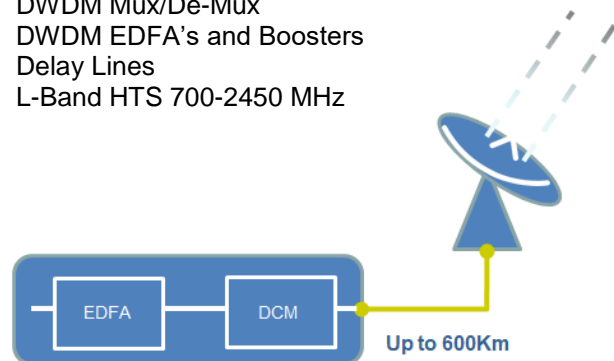
1U Chassis

Related Products

DWDM Mux/De-Mux
DWDM EDFA's and Boosters
Delay Lines
L-Band HTS 700-2450 MHz

Applications

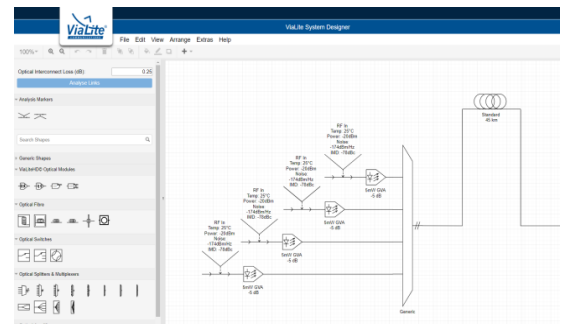
Fixed satcom earth stations and teleports
Ka-Band diversity systems
L-Band long distance links
G.652 100% C-Band compensation fiber
Long distance DWDM optimization
CATV Systems



ViaLite System Designer

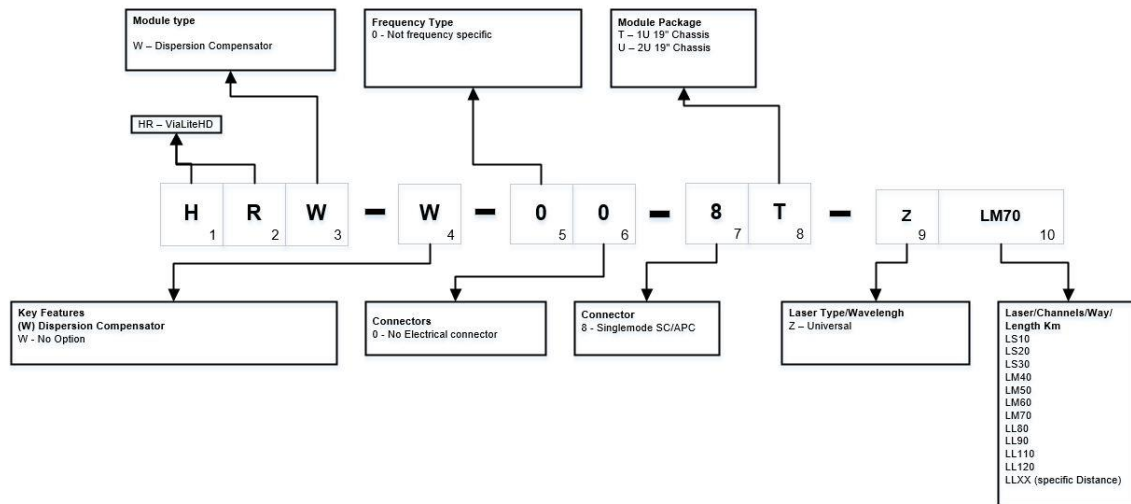
For complex designs where multiple DWDM products are required the System Designer tool is essential for predicting and validating performance results. The software uses a drag and drop approach from a pallet of products. Once designed, the analyzer can be run to give end-to-end system results and these can then be saved as a detailed PDF.

Please ask our sales team for more information.



Dispersion Compensation Module (DCM)

Product configurator



Popular Products

HRW-W-00-8T-ZLM40





Dispersion Compensator, Singlemode SC/APC, 40 km

Technical specification

Dispersion Compensation Module																																								
Working Wavelengths	1525 to 1565 nm																																							
Dispersion Length	10 to 120 km																																							
Nonlinearity (n2/Aeff)	1.4 x 10 ⁻⁹																																							
SBS Threshold (Max input)	+6 dBm																																							
Return Loss @ 1550 nm	-45dB (typ)																																							
Interface	SC/APC																																							
Optical Fiber insertion loss (1525~1565)	<table border="1"> <thead> <tr> <th>Typical (dB)</th> <th>Maximum (dB)</th> <th>Distance (Km)</th> </tr> </thead> <tbody> <tr><td>1.2</td><td>2.1</td><td>10</td></tr> <tr><td>1.8</td><td>2.7</td><td>20</td></tr> <tr><td>2.5</td><td>3.4</td><td>30</td></tr> <tr><td>3.2</td><td>4.1</td><td>40</td></tr> <tr><td>3.9</td><td>4.8</td><td>50</td></tr> <tr><td>4.5</td><td>5.5</td><td>60</td></tr> <tr><td>5.3</td><td>6.2</td><td>70</td></tr> <tr><td>6.0</td><td>6.9</td><td>80</td></tr> <tr><td>6.7</td><td>7.7</td><td>90</td></tr> <tr><td>7.4</td><td>8.4</td><td>100</td></tr> <tr><td>8.1</td><td>9.1</td><td>110</td></tr> <tr><td>8.8</td><td>9.8</td><td>120</td></tr> </tbody> </table>	Typical (dB)	Maximum (dB)	Distance (Km)	1.2	2.1	10	1.8	2.7	20	2.5	3.4	30	3.2	4.1	40	3.9	4.8	50	4.5	5.5	60	5.3	6.2	70	6.0	6.9	80	6.7	7.7	90	7.4	8.4	100	8.1	9.1	110	8.8	9.8	120
	Typical (dB)	Maximum (dB)	Distance (Km)																																					
	1.2	2.1	10																																					
	1.8	2.7	20																																					
	2.5	3.4	30																																					
	3.2	4.1	40																																					
	3.9	4.8	50																																					
	4.5	5.5	60																																					
	5.3	6.2	70																																					
	6.0	6.9	80																																					
	6.7	7.7	90																																					
	7.4	8.4	100																																					
8.1	9.1	110																																						
8.8	9.8	120																																						
Operating temperature range	-5 °C to +70 °C																																							
Storage temperature range	-40 °C to +85 °C																																							
Working Humidity	0% to 85%																																							

Dispersion Compensation Module (DCM)

Accessories

Type	Key Features
<p>RF over Fiber L-Band HTS DWDM Links</p> 	<ul style="list-style-type: none"> • L-Band HTS (700-2450 MHz) • Up to 500 km systems available • 1 to 96 channels per fiber • Ideal for Ka-Band rain fade diversity • 5 mW Laser
<p>RF over Fiber Timing modules</p> 	<ul style="list-style-type: none"> • Radio timing signals: DCF, MSF signals JJY, BPC, HBG, TDF, WWVB, WWV, CHU, RJH, RWM, • IRIG-B • Loran-C & eLoran • 10kHz – 50 MHz signals • GPS (via GPS Link) • MiFID II standard
<p>Rack Chassis</p> 	<ul style="list-style-type: none"> • 3U accepts up to 13 RF or Support cards, plus an SNMP card and dual power supplies • A 1U chassis accepts up to 3 RF or Support cards or 2 cards and an SNMP card (with dual power supplies) • Up to 26 channels per 3U chassis (using dual RF cards) – reducing the amount of rack space required • Blind mate option • All modules hot-swappable and auto-reconfigure with SNMP option • On-card LNB and BUC power options • Power fed through rear chassis connector to card Bias Tees • System can be monitored and controlled remotely via SNMP using a web browser
<p>Outdoor Enclosures</p> 	<ul style="list-style-type: none"> • CE approved and EMC compatible • IP rated and NEMA approved • Plug and play format • Suitable for harsh environments • All modules hot swappable • Dual redundant power options • Interface for monitor and control (M&C) systems