



WAVEGUIDE Coaxial Adapters



QUASAR offer a range of Waveguide to Coaxial Adapters that have been designed to operate to a high performance within a compact outline.

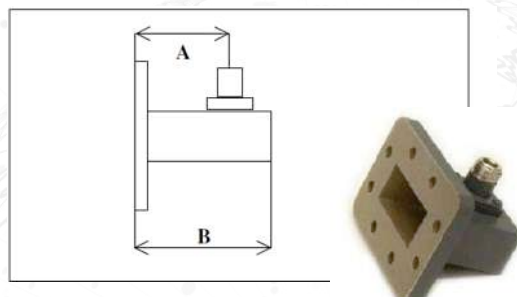
Manufactured from brass or aluminium with flanges to suit, please see the datasheets in the Appendix for more details on appropriate flange types.

All adapters are made to the highest standards and are finished in hard wearing black epoxy paint; other finishes such as powdercoat, internal and flange silver plating are available to order. Female connectors are used as standard, male connectors are available on most models to special order.

Whether broadband or narrowband, each adapter is individually tuned for optimal performance.

Waveguide N-Type Coaxial Adapters

Low VSWR over a range of frequencies, these adapters can be either full band or made to specific ranges of frequencies. Higher performance narrow band models can be manufactured that cover typically 20% of the full waveguide band. Can be manufactured from Copper/Brass or Aluminium/Aluminium.



Model Number	WG Size	Frequency Range (GHz)	Dimensions (mm)		Max VSWR
			A	B	
53-010	10	2.60 - 3.95	48	75	1.2
53-11A	11A	3.30 - 4.90	37	60	1.2
53-012	12	3.94 - 5.99	40	57	1.2
53-013	13	4.64 - 7.05	35	49	1.2
53-014	14	5.38 - 8.18	38.5	50	1.2
53-015	15	6.58 - 10.0	30	45	1.1
53-016	16	8.20 - 12.5	27	40	1.2
53-017	17	9.84 - 15.0	28	38	1.2
53-018	18	11.9 - 18.0	27	35	1.2

Note:

Please specify flange types when ordering, refer to the datasheets in the Appendix for more details
E.g. Copper WG10 with a brass CPR284-F flange would be 53-010-02-2





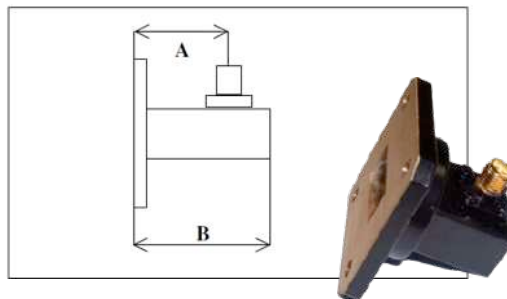
WAVEGUIDE Coaxial Adapters

Waveguide SMA-Type Coaxial Adapters

Low VSWR over a range of frequencies, these Adapters can be either full band or made to specific frequencies. Higher performance narrow band models can be manufactured that cover typically 20% of the full waveguide band.

Adapters for 20GHz and above are fitted with higher specification connectors such as 2.9mm (K) that are SMA compatible.

Can be manufactured from Copper/Brass or Aluminium/Aluminium.



Model Number	WG Size	Frequency Range (GHz)	Dimensions (mm)		Max VSWR
			A	B	
51-012	12	3.94 - 5.99	38	58	1.2
51-014	14	5.38 - 8.18	29	46	1.2
51-015	15	6.58 - 10.0	32	43	1.2
51-016	16	8.20 - 12.5	16	28	1.2
51-017	17	9.84 - 15.0	23	30	1.2
51-018	18	11.9 - 18.0	20	30	1.2
51-020	20	17.6 - 26.7	22	30	1.2
51-022	22	26.4 - 40.1	29	37	1.2

Note:

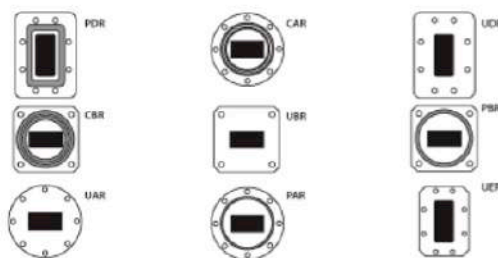
Please specify flange types when ordering, refer to the datasheets in the Appendix for more details

E.g. Copper WG10 with a brass CPR284-F flange would be 53-010-02-2

Flange Types

J & N Microwave Components and Engineering manufacture and supply flanges made to current IEC and EIA standards.

European IEC Standard Flanges



North American EIA Standard Specifications

